

DIY



Enjoy making your own items!



Karappo-pen (empty pen)

APPLICATIONS & FEATURES Empty container to use when making pens with your favorite color ink.

PRODUCT MATERIALS Body : PP / Cap : PP / End cap : PP / Tip : POM / Ink reservoir : PP, Polyester

APLICACIONES Y CARACTERISTICAS Contenedor vacío para utilizarlo cuando desee montar un rotulador con sus tintas de color favoritas.

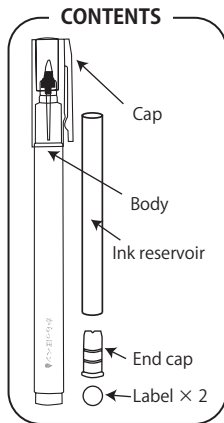
MATERIALES DEL PRODUCTO Cuerpo : PP / Tapón : PP / Tapón extremo : PP / Punta : POM / Depósito de tinta (núcleo absorbente) : PP, Poliéster

Karappo-pen (empty pen) Fine

0.4 mm



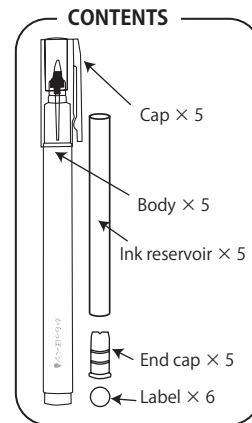
WARNING:
CHOKING HAZARD - Small parts.
Not intended for use by children



ECF060-401

SIZE : W50×D12×H190mm
W1.97×D0.47×H7.48in

| ECF060-401 Packing | | |
|--------------------|---------|----------|
| Unit | Inner | Outer |
| 1 pc. | 10 pcs. | 200 pcs. |



5 pcs. set

ECF060-451

SIZE : W113×D14×H180mm
W4.45×D0.55×H7.09in

| ECF060-451 Packig | | |
|-------------------|---------|----------|
| Unit | Inner | Outer |
| 1 set | 10 sets | 100 sets |

Karappo-pen (empty pen)

APPLICATIONS & FEATURES Empty container to use when making pens with your favorite color ink.

PRODUCT MATERIALS Body : PP / Cap : PP / End cap : PP / Tip : POM / Ink reservoir : PP, Polyester

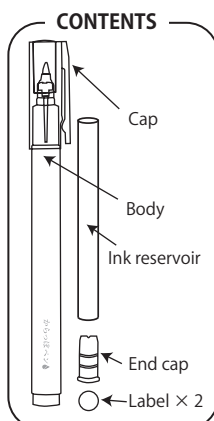
APLICACIONES Y CARACTERISTICAS Contenedor vacío para utilizarlo cuando desee montar un rotulador con sus tintas de color favoritas.

MATERIALES DEL PRODUCTO Cuerpo : PP / Tapón : PP / Tapón extremo : PP / Punta : POM / Depósito de tinta (núcleo absorbente) : PP, Poliéster

Karappo-pen (empty pen) Fine Brush



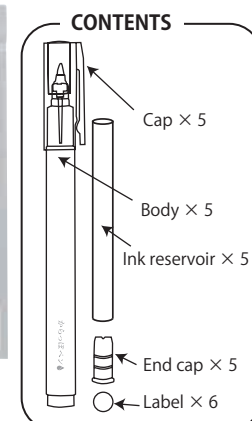
WARNING:
CHOKING HAZARD - Small parts.
Not intended for use by children



ECF060-402

SIZE : W50×D12×H190mm
W1.97×D0.47×H7.48in

| ECF060-402 Packing | | |
|--------------------|---------|----------|
| Unit | Inner | Outer |
| 1 pc. | 10 pcs. | 200 pcs. |



5 pcs. set

ECF060-452

SIZE : W113×D14×H180mm
W4.45×D0.55×H7.09in

| ECF060-452 Packing | | |
|--------------------|---------|----------|
| Unit | Inner | Outer |
| 1 set | 10 sets | 100 sets |

Hang-tag cutout included on packaging

How to make a pen *Cómo montar un rotulador*

(1) Insert one end of the ink reservoir into the ink container.

(1) *Introduzca un extremo del depósito de la tinta en el contenedor de tinta.*

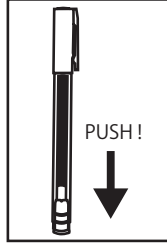
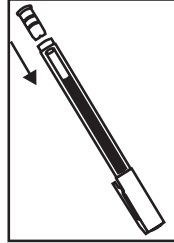
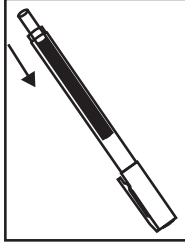

(2) Insert the ink reservoir into the body.

(2) *Introduzca el depósito de tinta en el cuerpo principal del rotulador.*

(3) Insert the end plug into the body.

(3) *Introduzca el tapón en el cuerpo principal.*

Finished!
¡Ya está!



How to make a pen is available here! ▼

¡Aquí puede saber cómo montar un rotulador! ▼



- Please use the ink you previously created in the "ink-café activity" at the stores and/or "ink-café at home" by Kuretake.
- Due to the nature of the material, ink colors created and those dispensed by the pen may be different.
- If you use ink other than those created with "ink-café" by Kuretake, there is a possibility that the ink will not flow smoothly through the pen tip, result in blockage, etc.
- *Utilice la tinta que creó anteriormente en la «ink-café activity» en los establecimientos o «ink-café al home» de Kuretake.*
- *Debido a la naturaleza de los materiales, los colores de las tintas creadas y los dispensados por el rotulador pueden diferir.*
- *Si utiliza una tinta distinta de las creadas con el «ink-café» de Kuretake, existe la posibilidad de que la tinta no fluya suavemente a través de la punta del rotulador, con lo que se puede producir una obturación, etc.*

Fine



Fine
0.4 mm



Fine Brush



Fine Brush



ink-café at home

Using 5 basic colors (Transparent / Yellow / Pink / Blue / Gray) use this kit to make your own original ink. The empty pen container "Karappo-pen" is included in this kit, which you can use to make your own original pen with the ink created.

Use este kit de 5 colores básicos (transparente, amarillo, rosa, azul y gris) para hacer su propia tinta original. El contenedor del rotulador vacío «Karappo-pen» está incluido en este kit, que puede utilizar para hacer su propio rotulador original con la tinta creada.

ECF060-500 ink-café at home



SIZE : W160 × D60 × H225mm
W6.30 × D2.36 × H8.86in

| ECF060-500 Packing | | |
|--------------------|--------|---------|
| Unit | Inner | Outer |
| 1 set | 3 sets | 18 sets |

Contents

5 colors of ink (25ml) × 1 each
Water-based dye ink

Ink : In the process of applying
for AP approval



5 basic colors ink (Transparent /
Yellow / Pink / Blue / Gray)

Tinta de 5 colores básicos
(transparente, amarillo, rosa, azul
y gris)



Water-based dye ink
Tinta con base acuosa



The ink you've created can be used to fill
the Karappo-pen (empty pen), or you can
use the ink with a glass pen, or dip pen.

La tinta que ha creado puede usarse para
llenar el Karappo-pen (rotulador vacío), o
puede usar la tinta con una plumilla de
vidrio u otra plumilla.

